

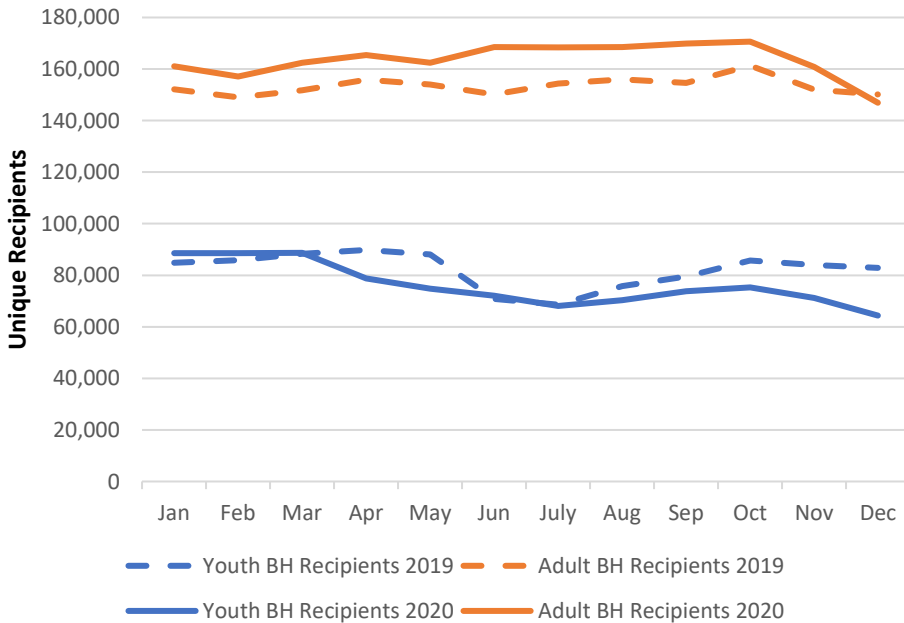
DRAFT: Comparing Behavioral Health Service Utilization for Medicaid Recipients Between CYs 2019 & 2020

Behavioral Health Provider Types Included in Broader Analysis

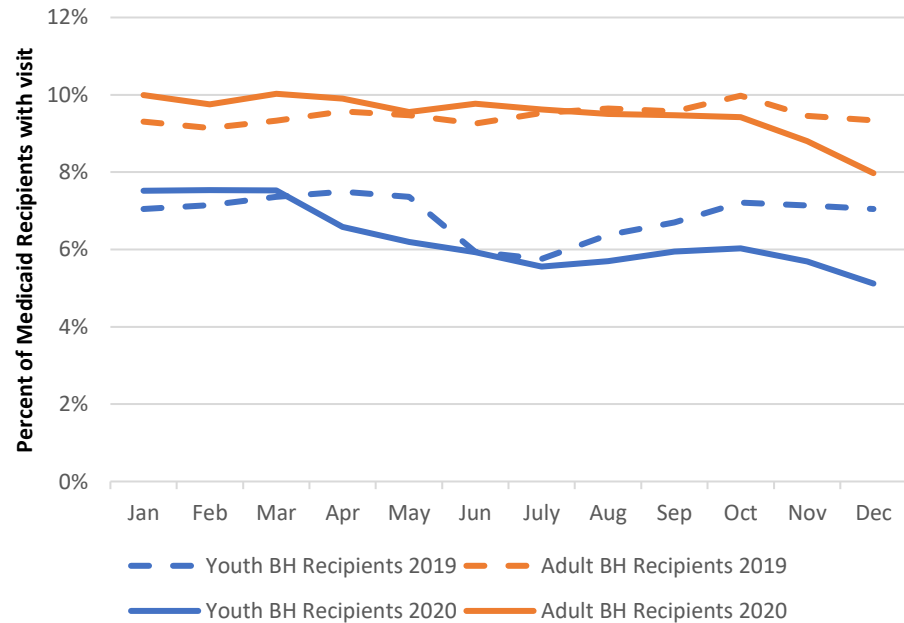
- 37 - Licensed Independent Social Worker
- 42 - Psychologist Individual
- 47 - Prof Clinical Counselor
- 51 - Mental Health Clinic
- 84 - OH Dept of Mental Health Provider
- 95 - ODMHAS Cert/Licensed Treatment Program
- 96 - Para-professionals
- 01 and 02 with an HE modifier code.

Comparing Medicaid Youth (ages 18 & under) & Adults (ages 19 & older) Receiving Behavioral Health* Services Monthly Counts/Rates, CY 2019 vs. 2020**

**Recipients with a BH* Visit
CYs 2019 & 2020****



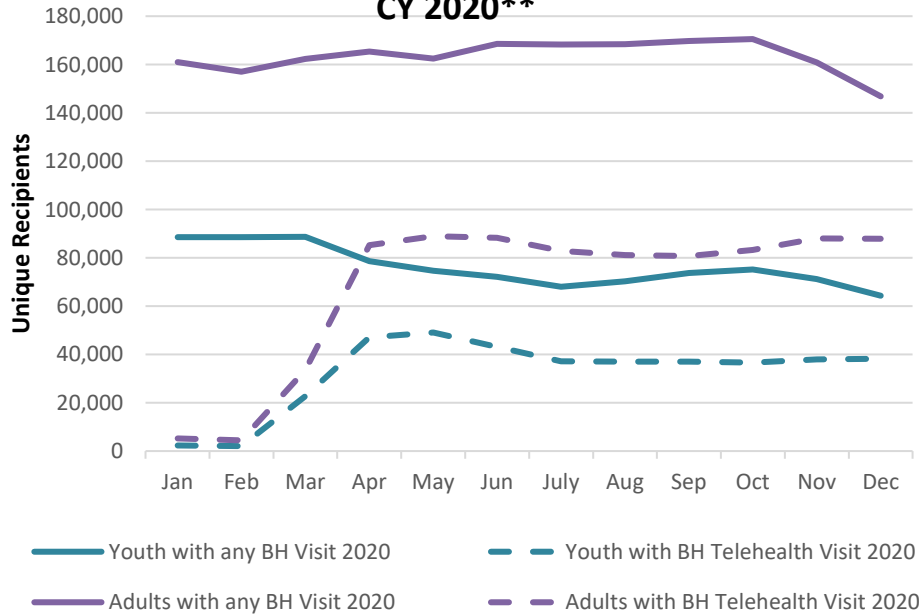
**% of Medicaid Recipients with a BH* Visit
CYs 2019 & 2020****



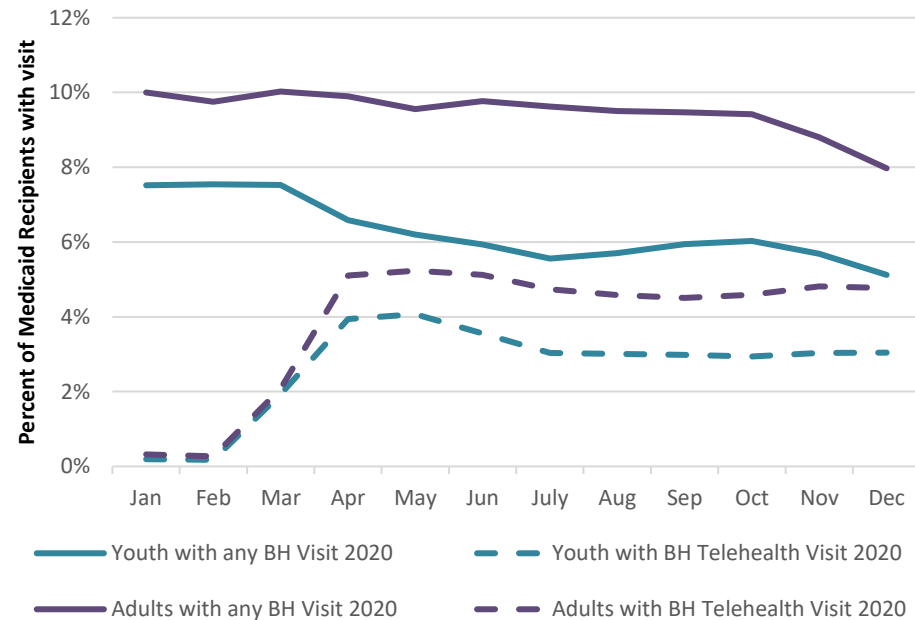
*BH services include the expanded list of providers on slide 2.
 **CY 2020: Data is incomplete for November & December 2020.
 Data Source: OHHS, February 4, 2021

Comparing Medicaid Youth (ages 18 & under) & Adults (ages 19 & older) Receiving Behavioral Health* Services vs. Telehealth Monthly Counts/Rates, CY 2020**

**Recipients Receiving BH Services: Total and via Telehealth
CY 2020****



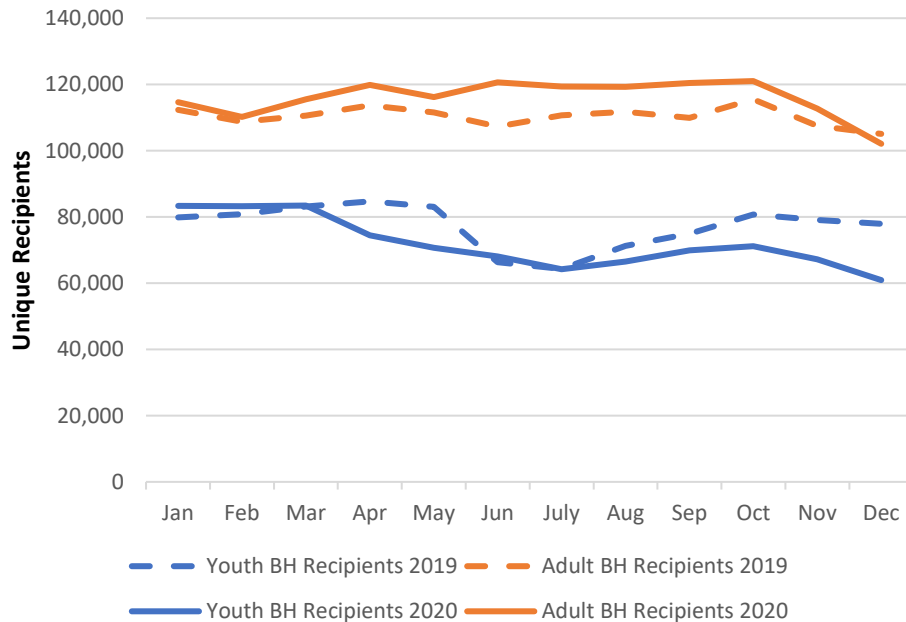
**% of Medicaid Population Receiving BH Services:
Total and via Telehealth
CY 2020****



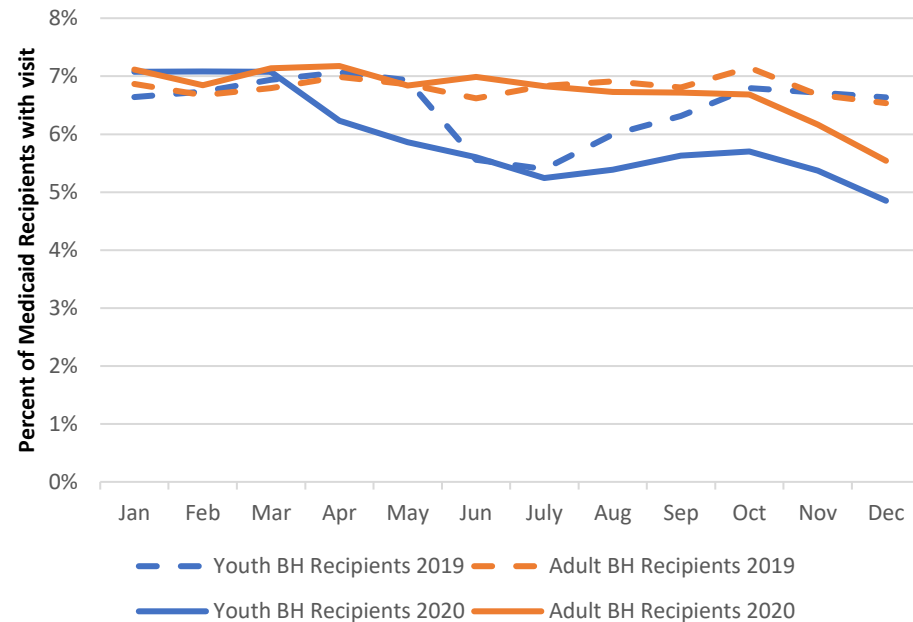
*BH services include the expanded list of providers on slide 2.
 **CY 2020: Data is incomplete for November & December 2020.
 Data Source: OHHS, February 4, 2021

Comparing Medicaid Youth (ages 18 & under) & Adults (ages 19 & older) Receiving CMHC (Provider Type 84) Services Monthly Counts/Rates, CY 2019 vs. 2020*

**Recipients with a CMHC Service
CYs 2019 & 2020***



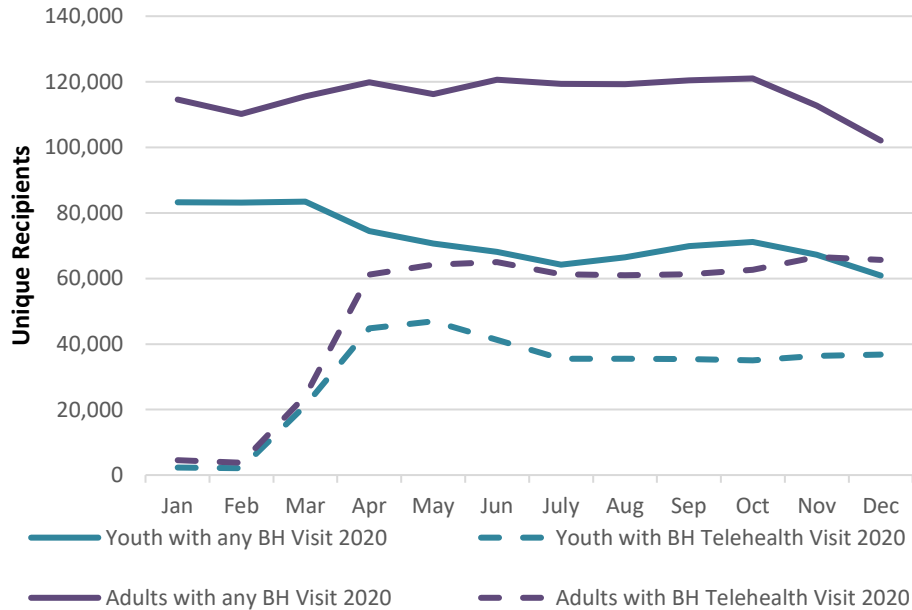
**% of Medicaid Recipients with a CMHC Service
CYs 2019 and 2020***



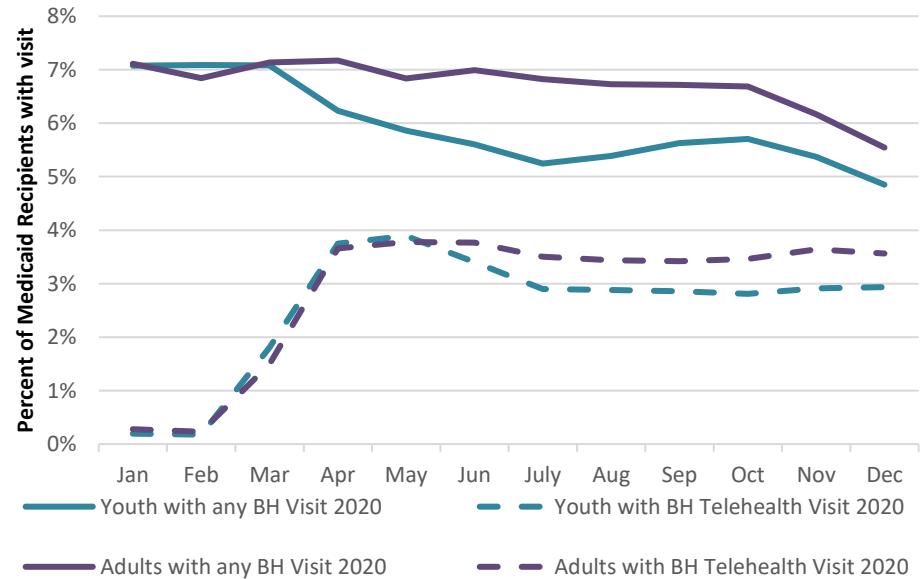
*CY 2020: Data is incomplete for November & December 2020.
Data Source: OHHS, February 4, 2021

Comparing Medicaid Youth (ages 18 & under) & Adults (ages 19 & older) Receiving CMHC (Provider Type 84) Services Overall vs. Telehealth Monthly Counts/Rates, CY 2020*

Recipients Receiving a CMHC Service: Total and via Telehealth, CY 2020*



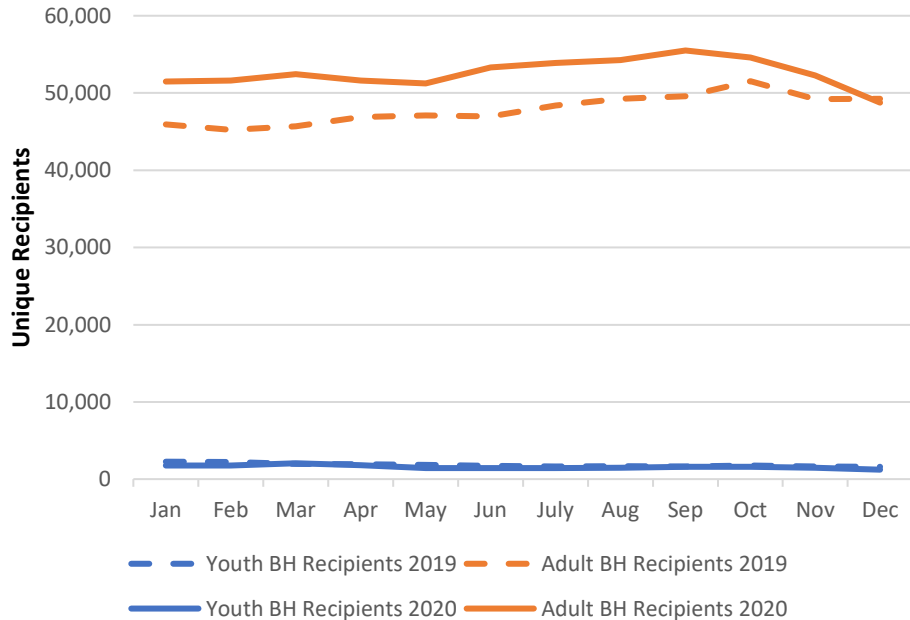
% of Medicaid Recipients Receiving a CMHC Service: Total and via Telehealth, CY 2020*



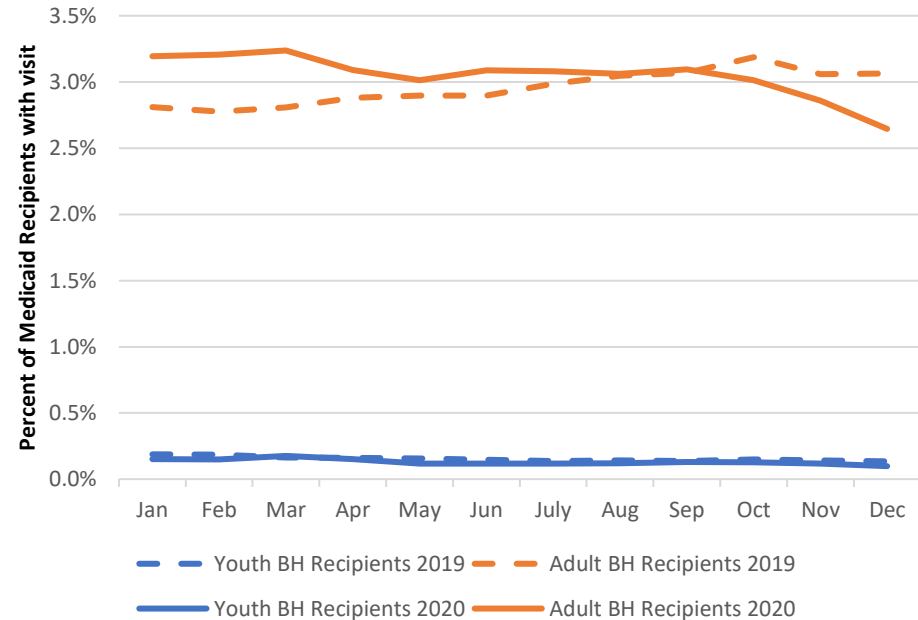
*CY 2020: Data is incomplete for November & December 2020. Data Source: OHHS, February 4, 2021

Comparing Medicaid Youth (ages 18 & under) & Adults (ages 19 & older) Receiving SUD (Provider Type 95) Services Monthly Counts/Rates, CY 2019 vs. 2020*

**Recipients with a SUD Service
CYs 2019 and 2020***



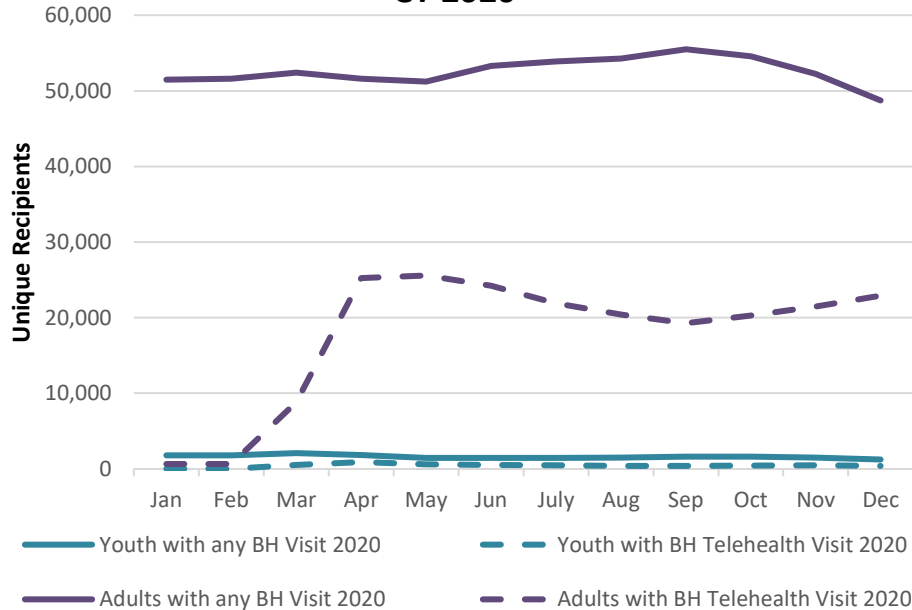
**% of Medicaid Recipients with a SUD Service
CYs 2019 and 2020***



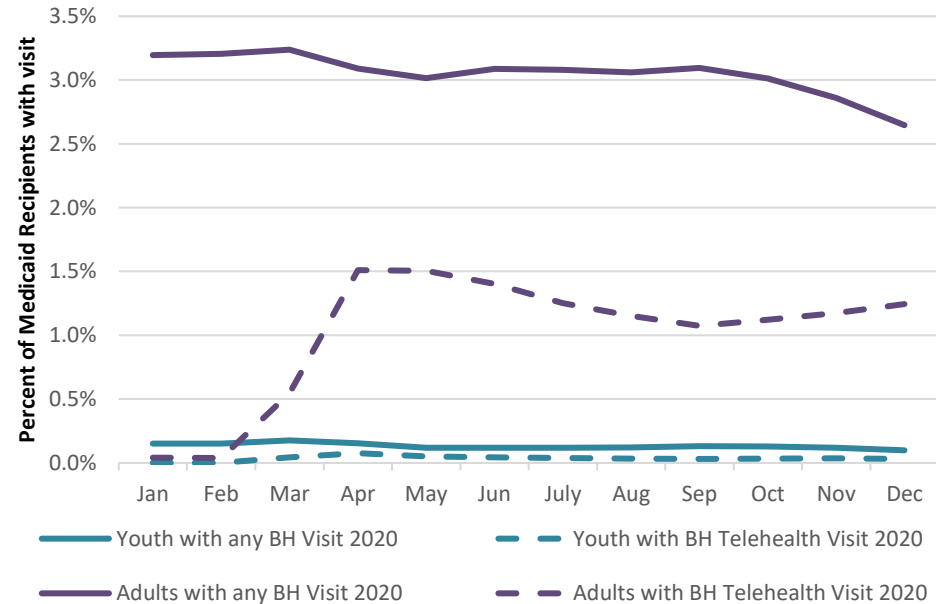
*CY 2020: Data is incomplete for November & December 2020.
Data Source: OHHS, February 4, 2021

Comparing Medicaid Youth (ages 18 & under) & Adults (ages 19 & older) Receiving SUD (Provider Type 95) Services Overall vs. Telehealth Monthly Counts/Rates, CY 2020*

**Recipients Receiving a SUD Service:
Total and via Telehealth
CY 2020***



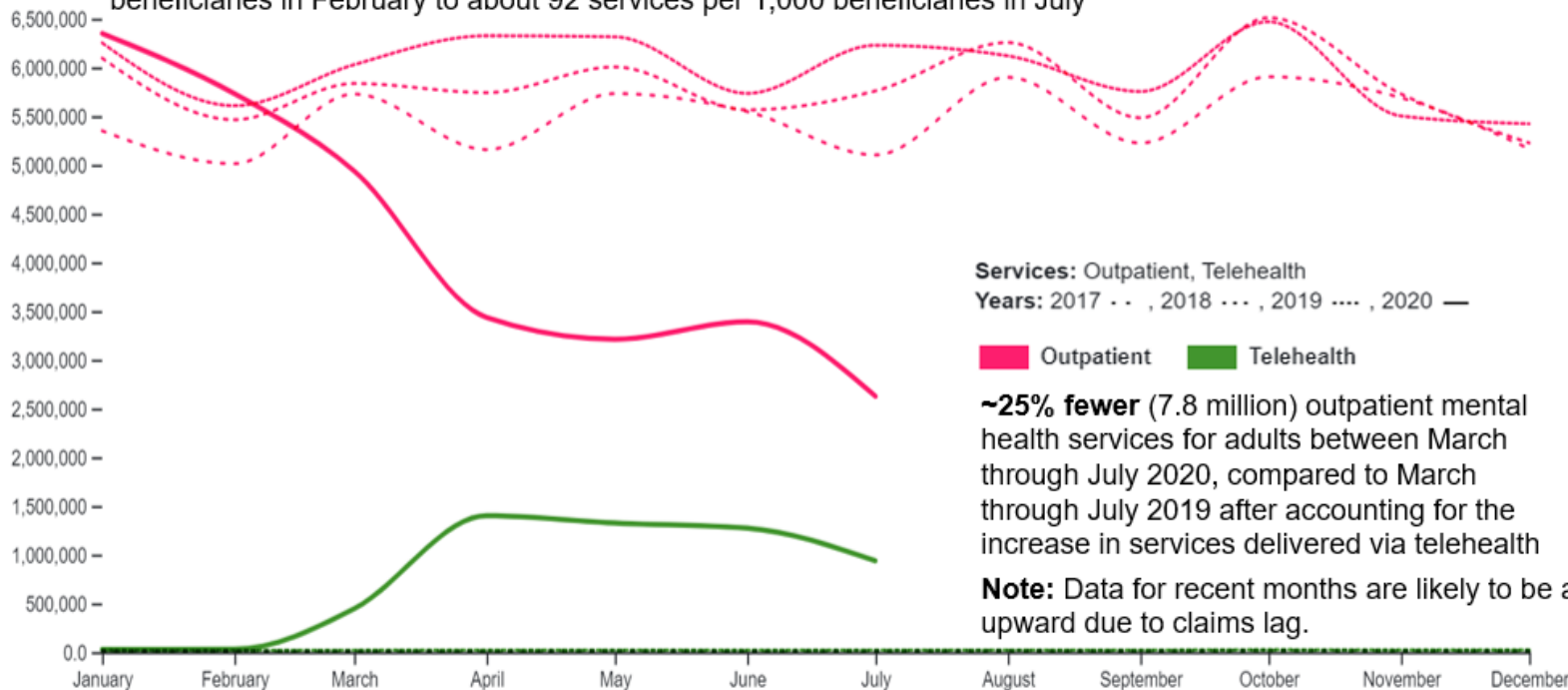
**% Recipients Receiving a SUD Service:
Total and via Telehealth
CY 2020***



*CY 2020: Data is incomplete for November & December 2020.
Data Source: OHHS, February 4, 2021

Preliminary data show outpatient mental health services for adults age 19 to 64 declined starting in March and continued through July. Telehealth increased starting in March, but not enough to offset this decline.

7,000,000 – Outpatient mental health services and services delivered via telehealth among adults dropped from 159 per 1,000 beneficiaries in February to about 92 services per 1,000 beneficiaries in July



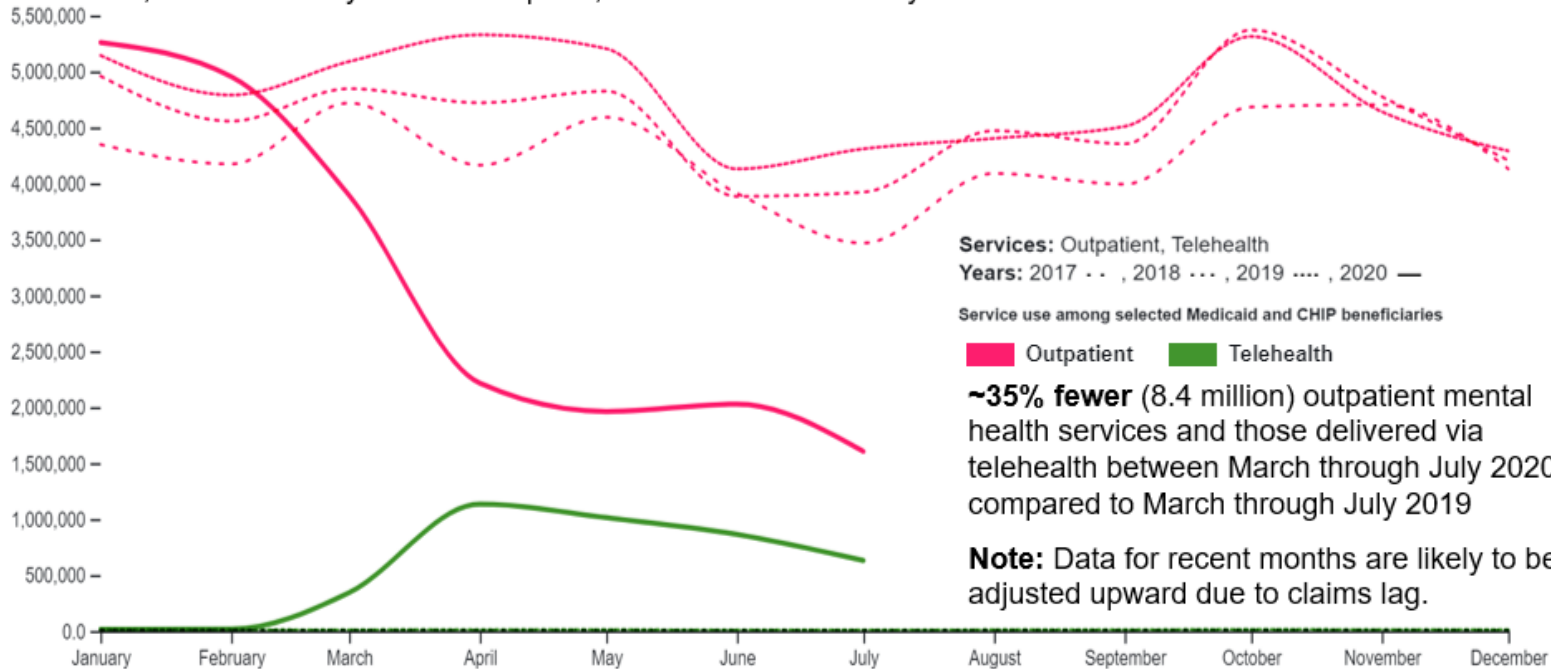
~25% fewer (7.8 million) outpatient mental health services for adults between March through July 2020, compared to March through July 2019 after accounting for the increase in services delivered via telehealth

Note: Data for recent months are likely to be adjusted upward due to claims lag.

Notes: These data are preliminary. Data are sourced from the T-MSIS Analytic Files v4 in AREMAC, using final action claims. They are based on September T-MSIS submissions with services through the end of August. Recent dates of service have very little time for claims runout and we expect large changes in the results after each monthly update. Because data for August are incomplete, results are only presented through July 31, 2020.

Preliminary data show outpatient mental health services for children declined starting in March and are still well below prior years' levels. Telehealth increased starting in March, but not enough to offset this decline.

Outpatient mental health services and services delivered via telehealth among children dropped from 134 per 1,000 in February to about 59 per 1,000 beneficiaries in July



Notes: These data are preliminary. Data are sourced from the T-MSIS Analytic Files v4 in AREMAC, using final action claims. They are based on September T-MSIS submissions with services through the end of August. Recent dates of service have very little time for claims runout and we expect large changes in the results after each monthly update. Because data for August are incomplete, results are only presented through July 31, 2020.